



NATA LIGHTING CO.,LTD.  
www.nata.cn  
Email:info@nata.com  
Tel:+86-750-3770000 Fax:+86 750 3771111  
Address:Address:380JinOu Road,GaoXin Zone,Jiang Men City,Guangdong,China

---

## Nata

Client:

LumCAT: 2-2751-L

Luminaire: 92.70.411.00

Report No: 2024902-B019

Ballast type:

Test No: 2024902-C019

Voltage(V):

LampCAT: LUMILEDS LUXEON CoB 1208 Current(A):

Lamp flux(lm): 4053.0 Power (W): 32.820

Number of Lamps: 1 PF:

Length(mm): 0 Width(mm): 0

Phm Type: C Height(mm): 0

---

## Photometric Results

Lumens(lm): 3811.03, Efficiency(%): 94.03% , Luminous Efficacy(lm/W): 116.12

Central intensity(cd): 16874.240, Maximum intensity(cd): 16874.240

Angle of maximum intensity: C=0.0  $\gamma$ =0.0

Beam Angle(50%Imax): [C0/180]Total=20.4

[C90/270]Total=20.4

Field angle(10%Imax): [C0/180]Total=52.0

[C90/270]Total=52.0

Maximum s/h(1/2): C0\_180=0.35 C90\_270=0.35

Maximum s/h(1/4): C0\_180=0.37 C90\_270=0.37

Up flux rate of lamp(%): 0.00%

Down flux rate of lamp(%): 94.03%

Up flux rate of LUM(%): - -

Down flux rate of LUM(%): 100.00%

CIE Type : Direct lighting

Output flux ratio in  $\pi$  solid angle : 98.971%

$\gamma(^{\circ})$	Average I(cd)	Zonal F(lm)	Sum F(lm)	Eff Flux(%)	Eff Sum(%)
0.0	16874.244	0.000	0	0.00%	0.00%
1.0	16800.422	16.113	16.113	0.40%	0.42%
2.0	16432.693	47.699	63.812	1.18%	1.67%
3.0	15954.928	77.461	141.273	1.91%	3.71%
4.0	15171.416	104.190	245.462	2.57%	6.44%
5.0	14178.168	126.260	371.723	3.12%	9.75%
6.0	13067.222	143.182	514.905	3.53%	13.51%
7.0	11814.960	154.443	669.348	3.81%	17.56%
8.0	10654.918	160.813	830.16	3.97%	21.78%
9.0	9704.332	165.001	995.161	4.07%	26.11%
10.0	8613.680	165.771	1160.932	4.09%	30.46%
11.0	7596.864	161.977	1322.909	4.00%	34.71%
12.0	6649.341	155.731	1478.64	3.84%	38.80%
13.0	5861.152	148.468	1627.108	3.66%	42.69%
14.0	5131.835	140.709	1767.818	3.47%	46.39%
15.0	4585.540	133.404	1901.222	3.29%	49.89%
16.0	4099.061	127.254	2028.476	3.14%	53.23%
17.0	3659.040	120.814	2149.29	2.98%	56.40%
18.0	3327.252	115.189	2264.479	2.84%	59.42%
19.0	3032.580	110.648	2375.127	2.73%	62.32%
20.0	2810.070	106.937	2482.064	2.64%	65.13%
21.0	2589.708	103.687	2585.751	2.56%	67.85%
22.0	2383.552	99.940	2685.69	2.47%	70.47%
23.0	2187.467	95.912	2781.603	2.37%	72.99%
24.0	2020.358	91.998	2873.601	2.27%	75.40%
25.0	1840.115	87.779	2961.38	2.17%	77.71%
26.0	1681.744	83.134	3044.513	2.05%	79.89%
27.0	1507.952	78.037	3122.55	1.93%	81.93%
28.0	1359.082	72.587	3195.137	1.79%	83.84%
29.0	1235.376	67.878	3263.016	1.67%	85.62%
30.0	1079.614	62.504	3325.52	1.54%	87.26%
31.0	949.115	56.457	3381.976	1.39%	88.74%
32.0	818.819	50.649	3432.626	1.25%	90.07%
33.0	695.921	44.625	3477.25	1.10%	91.24%
34.0	579.548	38.599	3515.85	0.95%	92.25%
35.0	486.321	33.102	3548.952	0.82%	93.12%
36.0	412.642	28.623	3577.575	0.71%	93.87%
37.0	340.769	24.572	3602.147	0.61%	94.52%

$\gamma(^{\circ})$	Average I(cd)	Zonal F(lm)	Sum F(lm)	Eff Flux(%)	Eff Sum(%)
38.0	301.124	21.426	3623.573	0.53%	95.08%
39.0	243.042	18.574	3642.146	0.46%	95.57%
40.0	206.663	15.684	3657.831	0.39%	95.98%
41.0	170.848	13.443	3671.274	0.33%	96.33%
42.0	144.547	11.459	3682.732	0.28%	96.63%
43.0	119.047	9.764	3692.497	0.24%	96.89%
44.0	101.380	8.320	3700.816	0.21%	97.11%
45.0	85.585	7.185	3708.002	0.18%	97.30%
46.0	74.350	6.255	3714.256	0.15%	97.46%
47.0	65.861	5.577	3719.833	0.14%	97.61%
48.0	59.133	5.053	3724.886	0.12%	97.74%
49.0	54.323	4.659	3729.545	0.11%	97.86%
50.0	50.348	4.364	3733.909	0.11%	97.98%
51.0	47.352	4.134	3738.042	0.10%	98.08%
52.0	45.072	3.966	3742.008	0.10%	98.19%
53.0	43.528	3.854	3745.863	0.10%	98.29%
54.0	42.254	3.781	3749.643	0.09%	98.39%
55.0	41.406	3.734	3753.378	0.09%	98.49%
56.0	40.815	3.715	3757.093	0.09%	98.58%
57.0	40.269	3.707	3760.801	0.09%	98.68%
58.0	39.737	3.700	3764.5	0.09%	98.78%
59.0	39.008	3.681	3768.182	0.09%	98.88%
60.0	37.878	3.632	3771.814	0.09%	98.97%
61.0	36.097	3.530	3775.344	0.09%	99.06%
62.0	33.995	3.377	3778.722	0.08%	99.15%
63.0	31.176	3.170	3781.891	0.08%	99.24%
64.0	28.265	2.917	3784.808	0.07%	99.31%
65.0	24.901	2.631	3787.439	0.06%	99.38%
66.0	21.853	2.333	3789.772	0.06%	99.44%
67.0	19.310	2.070	3791.842	0.05%	99.50%
68.0	17.254	1.852	3793.694	0.05%	99.55%
69.0	15.486	1.670	3795.364	0.04%	99.59%
70.0	14.126	1.521	3796.885	0.04%	99.63%
71.0	12.996	1.402	3798.287	0.03%	99.67%
72.0	12.004	1.300	3799.587	0.03%	99.70%
73.0	11.110	1.209	3800.795	0.03%	99.73%
74.0	10.335	1.127	3801.923	0.03%	99.76%
75.0	9.678	1.057	3802.98	0.03%	99.79%

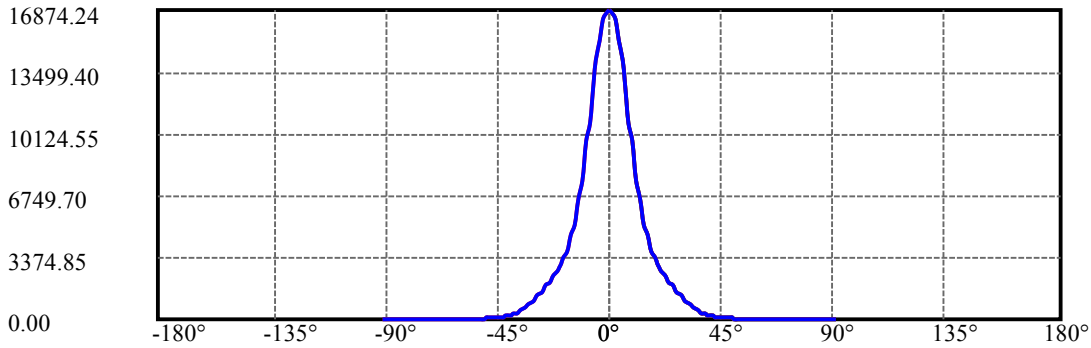
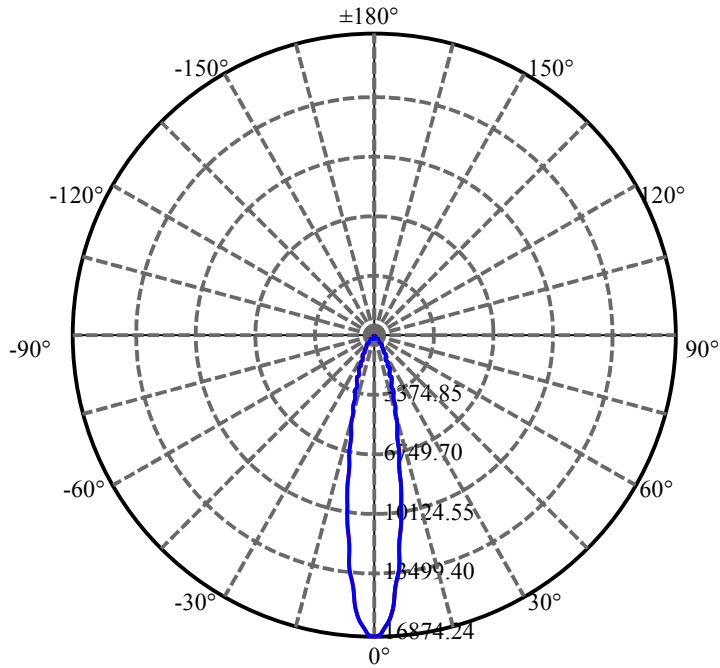
$\gamma(^{\circ})$	Average I(cd)	Zonal F(lm)	Sum F(lm)	Eff Flux(%)	Eff Sum(%)
76.0	8.968	0.990	3803.97	0.02%	99.81%
77.0	8.311	0.921	3804.891	0.02%	99.84%
78.0	7.707	0.857	3805.749	0.02%	99.86%
79.0	6.997	0.790	3806.539	0.02%	99.88%
80.0	6.340	0.719	3807.258	0.02%	99.90%
81.0	5.657	0.649	3807.907	0.02%	99.92%
82.0	5.046	0.580	3808.487	0.01%	99.93%
83.0	4.382	0.513	3809	0.01%	99.95%
84.0	3.739	0.442	3809.442	0.01%	99.96%
85.0	3.259	0.382	3809.824	0.01%	99.97%
86.0	2.766	0.329	3810.153	0.01%	99.98%
87.0	2.332	0.279	3810.432	0.01%	99.98%
88.0	1.932	0.234	3810.666	0.01%	99.99%
89.0	1.636	0.196	3810.861	0.00%	100.00%
90.0	1.491	0.171	3811.033	0.00%	100.00%

ZONAL LUMEN SUMMARY

Zone	Lumens	%Lamp	%Fixt
0-30	3325.52	82.05%	87.26%
0-40	3657.83	90.25%	95.98%
0-60	3771.81	93.06%	98.97%
0-90	3810.86	94.03%	100.00%
0-120	3810.86	94.03%	100.00%
0-180	3811.03	94.03%	100.00%
60-90	39.05	0.96%	1.02%
90-120	0.00	0.00%	0.00%
90-130	0.00	0.00%	0.00%
90-150	0.00	0.00%	0.00%
90-180	0.00	0.00%	0.00%
0-26.06	3048.83	75.22%	80.00%

ZONAL LUMEN SUMMARY

0-10	1160.93
10-20	1321.13
20-30	843.46
30-40	332.31
40-50	76.08
50-60	37.91
60-70	25.07
70-80	10.37
80-90	3.60
90-100	0.00
100-110	0.00
110-120	0.00
120-130	0.00
130-140	0.00
140-150	0.00
150-160	0.00
160-170	0.00
170-180	0.00



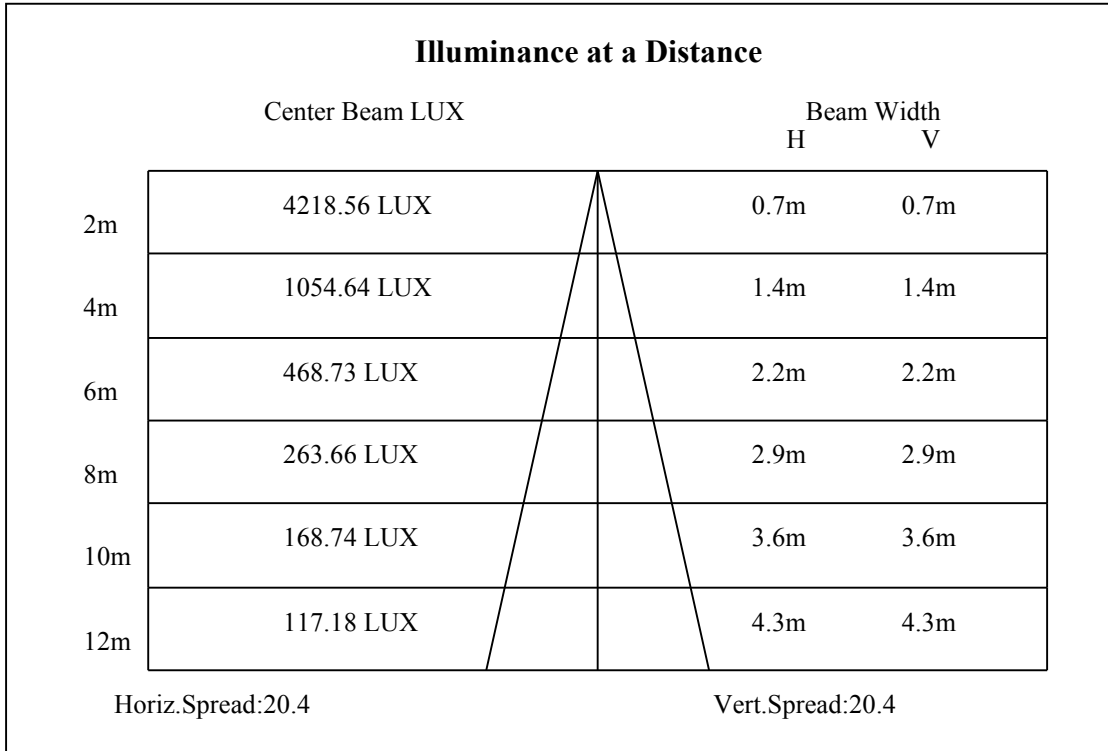
C0(Max): —————

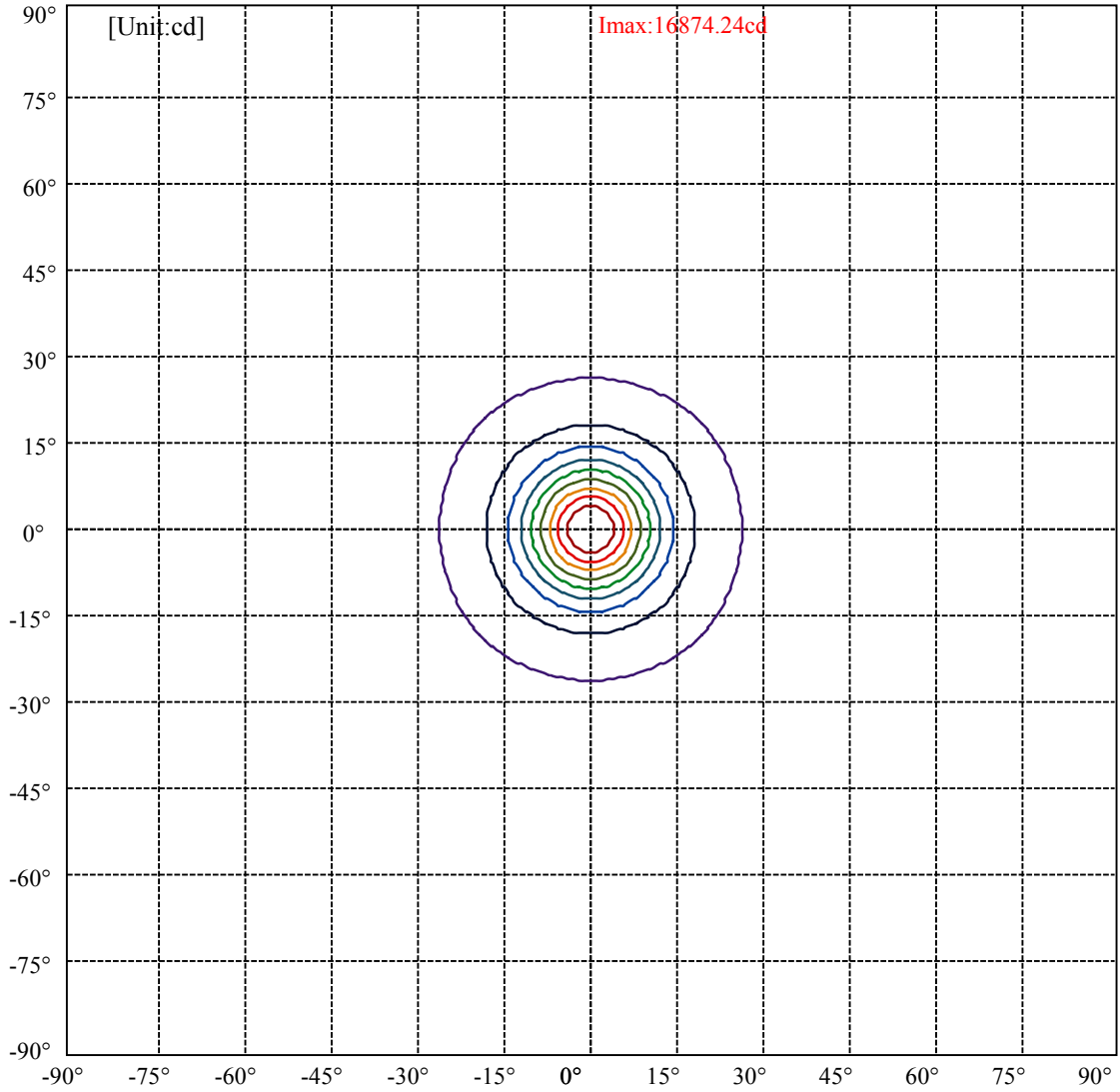
C0/C180: —————

C90/C270: —————

Field angle(10%Imax):C0/180Left:26.0 Right:26.0  
:C90/270Left:26.0 Right:26.0

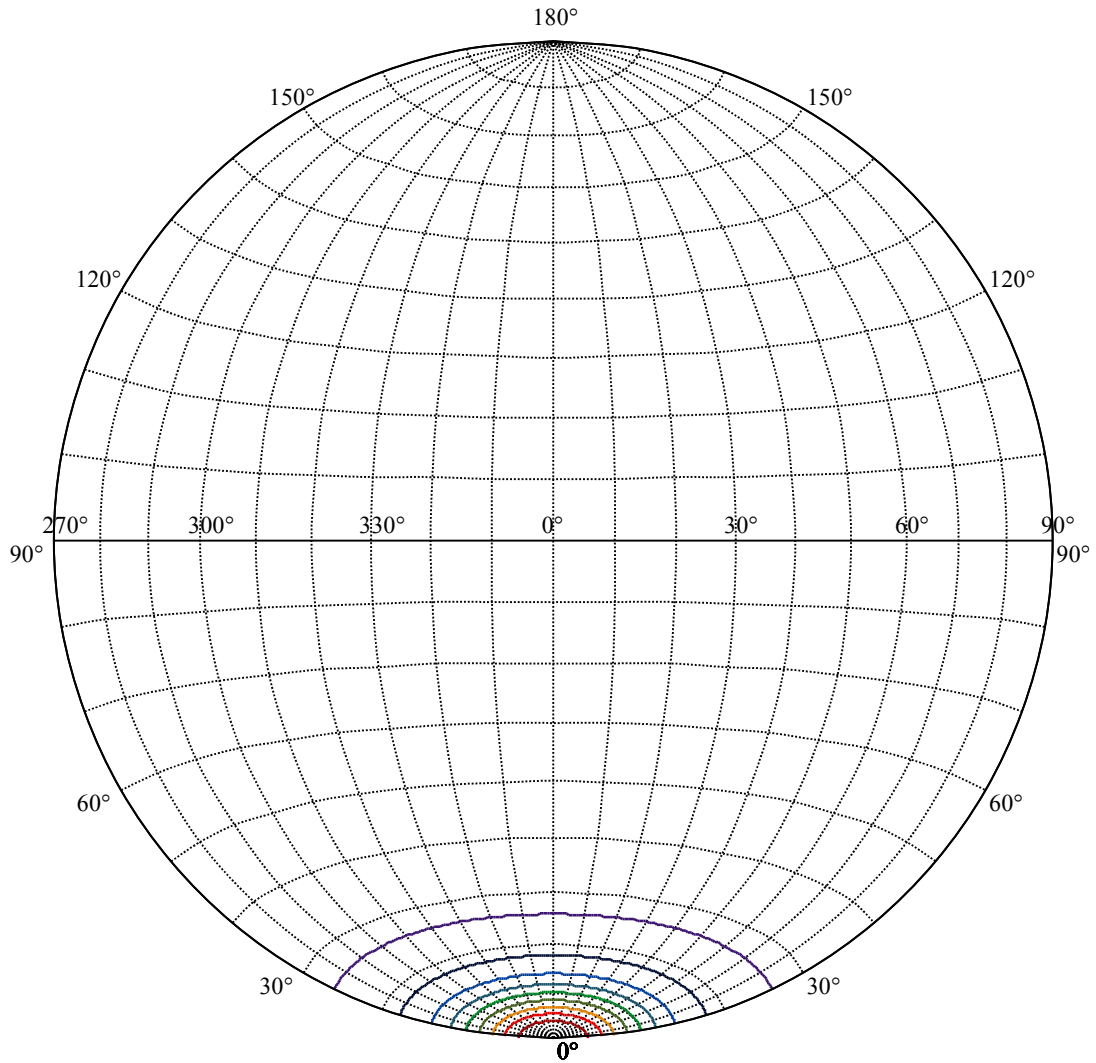
Beam Angle(50%Imax):C0/180Left:10.2 Right:10.2  
:C90/270Left:10.2 Right:10.2





(10%Imax) 1687.42	—
(20%Imax) 3374.85	—
(30%Imax) 5062.27	—
(40%Imax) 6749.7	—
(50%Imax) 8437.12	—
(60%Imax) 10124.5	—
(70%Imax) 11812	—
(80%Imax) 13499.4	—
(90%Imax) 15186.8	—





House

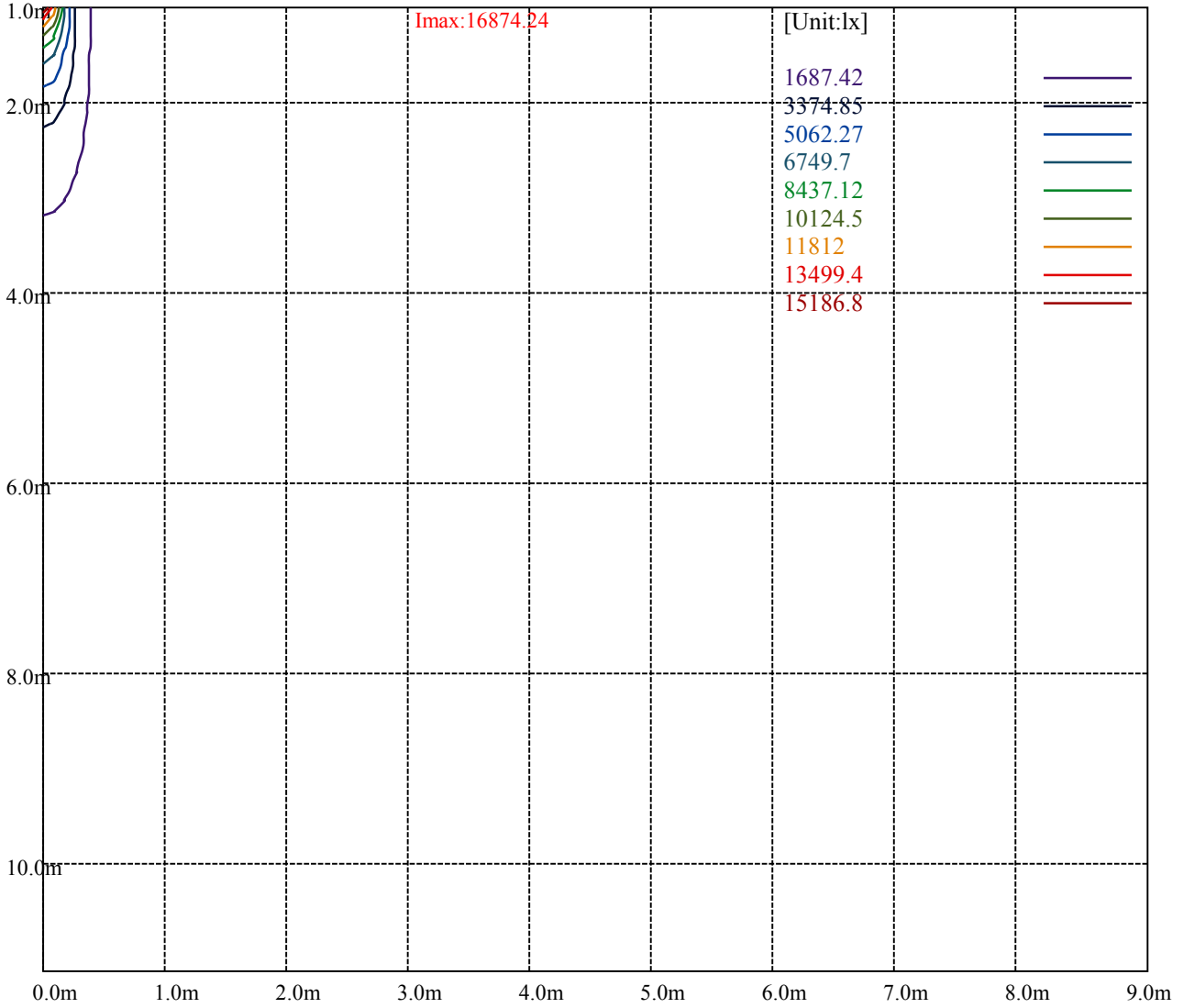
[Unit:cd]

Road

**Imax:16874.24**

(10%Imax) 1687.42	—
(20%Imax) 3374.85	—
(30%Imax) 5062.27	—
(40%Imax) 6749.7	—
(50%Imax) 8437.12	—
(60%Imax) 10124.5	—
(70%Imax) 11812	—
(80%Imax) 13499.4	—
(90%Imax) 15186.8	—





Luminance Table

$\gamma$	45	50	55	60	65	70	75	80	85
C0	0	0	0	0	0	0	0	0	0
C45	0	0	0	0	0	0	0	0	0
C90	0	0	0	0	0	0	0	0	0

L(Hor)(65)	L(Ver)(65)	L45(65)	L(Hor)(75)	L(Ver)(75)	L45(75)	L(Hor)(85)	L(Ver)(85)	L45(85)
0	0	0	0	0	0	0	0	0

Glare Table

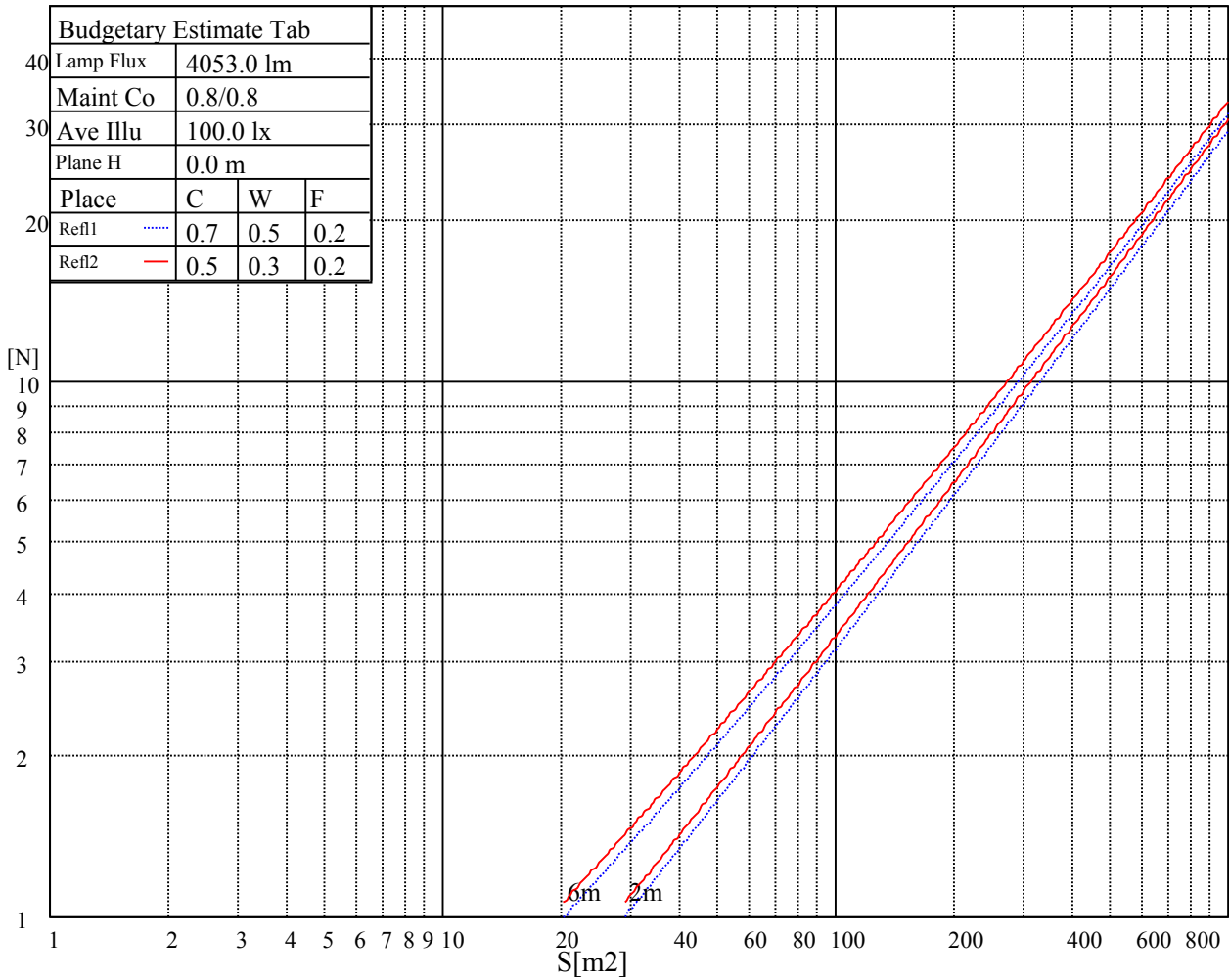
Glare	Quality	Service Values Illuminance(lx)							
1.15	A	2000	1000	500	<=300				
1.5	B		2000	1000	500	<=300			
1.85	C			2000	1000	500	<=300		
2.2	D				2000	1000	500	<=300	
2.55	E					2000	1000	500	<=300
		a	b	c	d	e	f	g	h

Luminance Limiting Curve

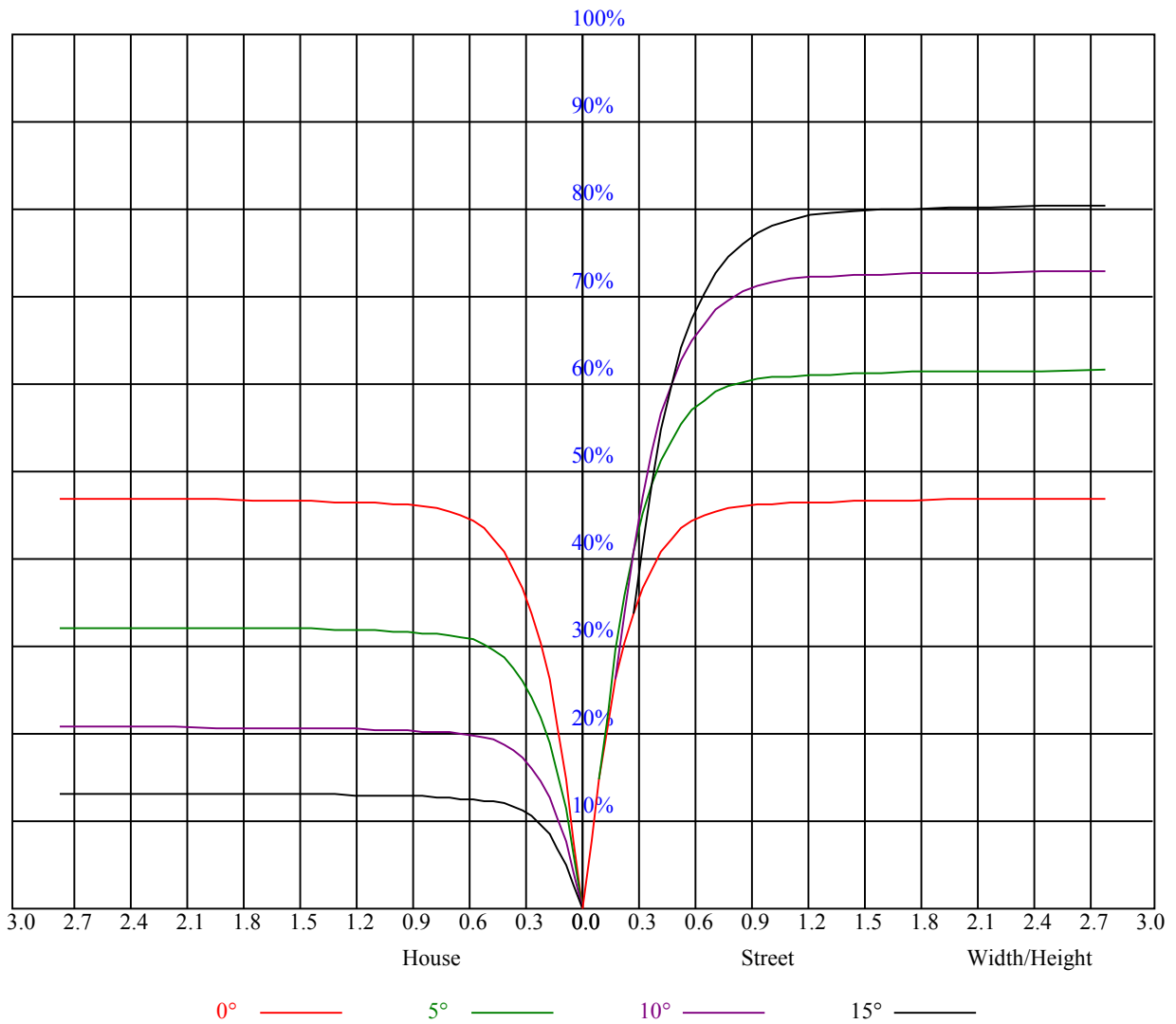


Illumination assessment according UGR											
Rf of Ceiling	70	70	50	50	30	70	70	50	50	30	
Rf of Wall	50	30	50	30	30	50	30	50	30	30	
Rf of Floor	20	20	20	20	20	20	20	20	20	20	
Room dimensions		Viewed crosswise					Viewed endwise				
X	Y										
2H	2H	非数字	非数字	非数字	非数字	非数字	非数字	非数字	非数字	非数字	
	3H	非数字	非数字	非数字	非数字	非数字	非数字	非数字	非数字	非数字	
	4H	非数字	非数字	非数字	非数字	非数字	非数字	非数字	非数字	非数字	
	6H	非数字	非数字	非数字	非数字	非数字	非数字	非数字	非数字	非数字	
	8H	非数字	非数字	非数字	非数字	非数字	非数字	非数字	非数字	非数字	
	12H	非数字	非数字	非数字	非数字	非数字	非数字	非数字	非数字	非数字	
4H	2H	非数字	非数字	非数字	非数字	非数字	非数字	非数字	非数字	非数字	
	3H	非数字	非数字	非数字	非数字	非数字	非数字	非数字	非数字	非数字	
	4H	非数字	非数字	非数字	非数字	非数字	非数字	非数字	非数字	非数字	
	6H	非数字	非数字	非数字	非数字	非数字	非数字	非数字	非数字	非数字	
	8H	非数字	非数字	非数字	非数字	非数字	非数字	非数字	非数字	非数字	
	12H	非数字	非数字	非数字	非数字	非数字	非数字	非数字	非数字	非数字	
8H	4H	非数字	非数字	非数字	非数字	非数字	非数字	非数字	非数字	非数字	
	6H	非数字	非数字	非数字	非数字	非数字	非数字	非数字	非数字	非数字	
	8H	非数字	非数字	非数字	非数字	非数字	非数字	非数字	非数字	非数字	
	12H	非数字	非数字	非数字	非数字	非数字	非数字	非数字	非数字	非数字	
12H	4H	非数字	非数字	非数字	非数字	非数字	非数字	非数字	非数字	非数字	
	6H	非数字	非数字	非数字	非数字	非数字	非数字	非数字	非数字	非数字	
	8H	非数字	非数字	非数字	非数字	非数字	非数字	非数字	非数字	非数字	
Variation with the observer position at spacings:											
S = 1.0H		非数字/非数字					非数字/非数字				
S = 1.5H		非数字/非数字					非数字/非数字				
S = 2.0H		非数字/非数字					非数字/非数字				
Standard tables:		BK0					BK0				
Uncorrected UGR		负无穷大					负无穷大				

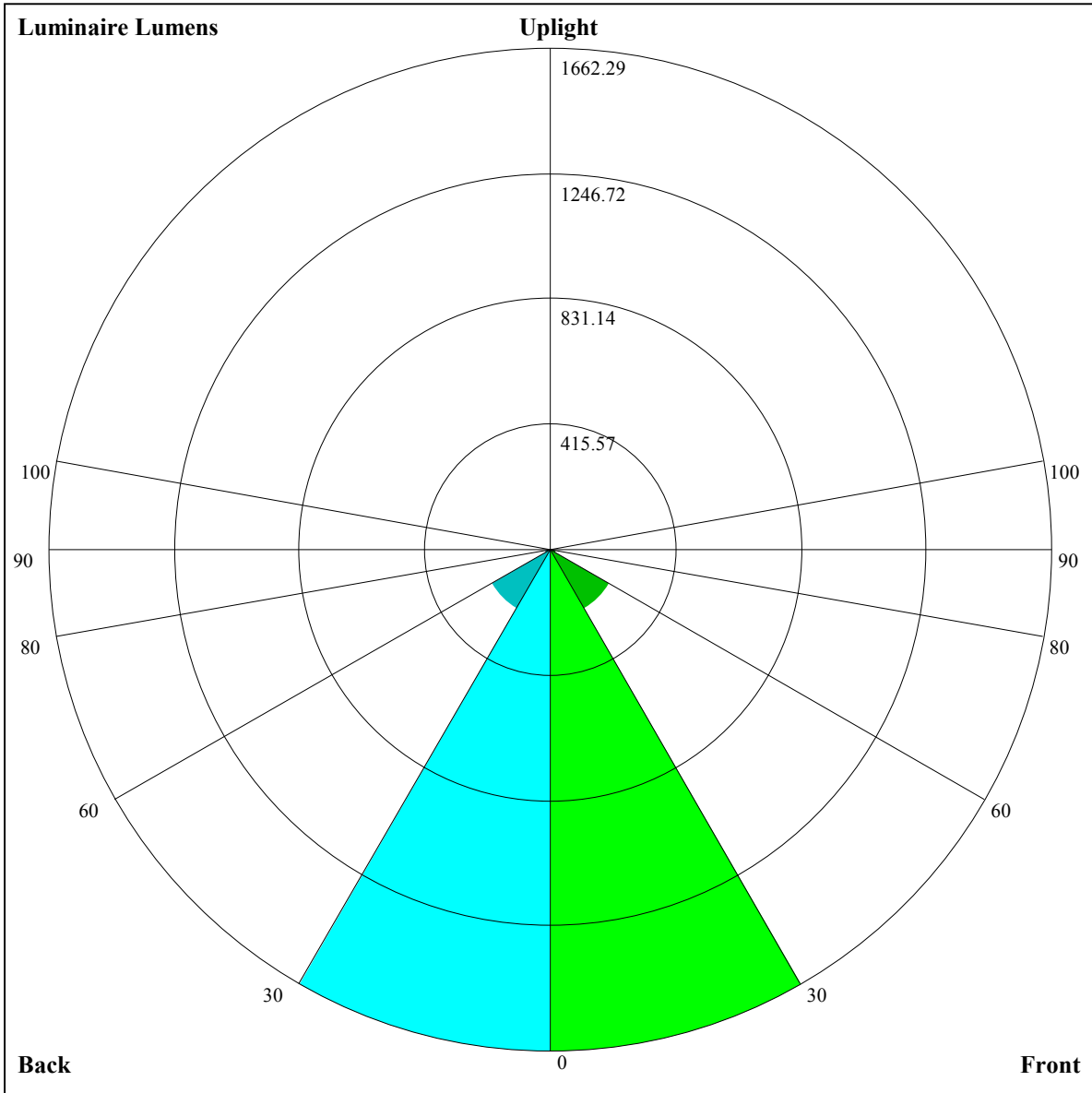
UGR calculation is based on CIE Publ. 117 ,S/H = 0.25



RHOCC	80			70			50			30			10			0
RHOW	50	30	10	50	30	10	50	30	10	50	30	10	50	30	10	0
RCR	COEFFICIENTS OF UTILIZATION RHOFC=20 CU															
0	1.12	1.12	1.12	1.09	1.09	1.09	1.04	1.04	1.04	1.00	1.00	1.00	0.96	0.96	0.96	0.94
1	1.05	1.03	1.02	1.03	1.02	1.00	1.00	0.98	0.97	0.96	0.95	0.94	0.93	0.92	0.91	0.90
2	1.00	0.97	0.94	0.98	0.95	0.93	0.95	0.93	0.91	0.92	0.91	0.89	0.90	0.88	0.87	0.86
3	0.95	0.91	0.88	0.93	0.90	0.87	0.91	0.88	0.86	0.89	0.86	0.84	0.87	0.85	0.83	0.82
4	0.90	0.86	0.83	0.89	0.85	0.82	0.87	0.84	0.81	0.85	0.83	0.80	0.84	0.82	0.80	0.78
5	0.86	0.82	0.79	0.85	0.81	0.78	0.84	0.80	0.78	0.82	0.79	0.77	0.81	0.78	0.76	0.75
6	0.83	0.78	0.75	0.82	0.78	0.75	0.81	0.77	0.74	0.79	0.76	0.74	0.78	0.76	0.73	0.72
7	0.79	0.75	0.72	0.79	0.75	0.72	0.78	0.74	0.71	0.77	0.73	0.71	0.76	0.73	0.71	0.70
8	0.76	0.72	0.69	0.76	0.72	0.69	0.75	0.71	0.69	0.74	0.71	0.68	0.73	0.70	0.68	0.67
9	0.74	0.69	0.66	0.73	0.69	0.66	0.73	0.69	0.66	0.72	0.68	0.66	0.71	0.68	0.66	0.65
10	0.71	0.67	0.64	0.71	0.67	0.64	0.70	0.66	0.64	0.70	0.66	0.64	0.69	0.66	0.64	0.63







Luminaire Lumens:

FL=1662.29,FM=225.12,FH=17.74,FVH=1.91

BL=1662.29,BM=225.12,BH=17.74,BVH=1.91

UL=0,UH=0

BUG Rating:B3-U0-G0

Intensity data(cd)

C/γ(°)	0.0	1.0	2.0	3.0	4.0	5.0	6.0	7.0	8.0
0.0	16874.25	16800.42	16432.69	15954.93	15171.42	14178.17	13067.22	11814.96	10654.92
45.0	16874.25	16800.42	16432.69	15954.93	15171.42	14178.17	13067.22	11814.96	10654.92
90.0	16874.25	16800.42	16432.69	15954.93	15171.42	14178.17	13067.22	11814.96	10654.92
135.0	16874.25	16800.42	16432.69	15954.93	15171.42	14178.17	13067.22	11814.96	10654.92
180.0	16874.25	16800.42	16432.69	15954.93	15171.42	14178.17	13067.22	11814.96	10654.92
225.0	16874.25	16800.42	16432.69	15954.93	15171.42	14178.17	13067.22	11814.96	10654.92
270.0	16874.25	16800.42	16432.69	15954.93	15171.42	14178.17	13067.22	11814.96	10654.92
315.0	16874.25	16800.42	16432.69	15954.93	15171.42	14178.17	13067.22	11814.96	10654.92
360.0	16874.25	16800.42	16432.69	15954.93	15171.42	14178.17	13067.22	11814.96	10654.92
C/γ(°)	9.0	10.0	11.0	12.0	13.0	14.0	15.0	16.0	17.0
0.0	9704.33	8613.68	7596.86	6649.34	5861.15	5131.84	4585.54	4099.06	3659.04
45.0	9704.33	8613.68	7596.86	6649.34	5861.15	5131.84	4585.54	4099.06	3659.04
90.0	9704.33	8613.68	7596.86	6649.34	5861.15	5131.84	4585.54	4099.06	3659.04
135.0	9704.33	8613.68	7596.86	6649.34	5861.15	5131.84	4585.54	4099.06	3659.04
180.0	9704.33	8613.68	7596.86	6649.34	5861.15	5131.84	4585.54	4099.06	3659.04
225.0	9704.33	8613.68	7596.86	6649.34	5861.15	5131.84	4585.54	4099.06	3659.04
270.0	9704.33	8613.68	7596.86	6649.34	5861.15	5131.84	4585.54	4099.06	3659.04
315.0	9704.33	8613.68	7596.86	6649.34	5861.15	5131.84	4585.54	4099.06	3659.04
360.0	9704.33	8613.68	7596.86	6649.34	5861.15	5131.84	4585.54	4099.06	3659.04
C/γ(°)	18.0	19.0	20.0	21.0	22.0	23.0	24.0	25.0	26.0
0.0	3327.25	3032.58	2810.07	2589.71	2383.55	2187.47	2020.36	1840.12	1681.74
45.0	3327.25	3032.58	2810.07	2589.71	2383.55	2187.47	2020.36	1840.12	1681.74
90.0	3327.25	3032.58	2810.07	2589.71	2383.55	2187.47	2020.36	1840.12	1681.74
135.0	3327.25	3032.58	2810.07	2589.71	2383.55	2187.47	2020.36	1840.12	1681.74
180.0	3327.25	3032.58	2810.07	2589.71	2383.55	2187.47	2020.36	1840.12	1681.74
225.0	3327.25	3032.58	2810.07	2589.71	2383.55	2187.47	2020.36	1840.12	1681.74
270.0	3327.25	3032.58	2810.07	2589.71	2383.55	2187.47	2020.36	1840.12	1681.74
315.0	3327.25	3032.58	2810.07	2589.71	2383.55	2187.47	2020.36	1840.12	1681.74
360.0	3327.25	3032.58	2810.07	2589.71	2383.55	2187.47	2020.36	1840.12	1681.74
C/γ(°)	27.0	28.0	29.0	30.0	31.0	32.0	33.0	34.0	35.0
0.0	1507.95	1359.08	1235.38	1079.61	949.12	818.82	695.92	579.55	486.32
45.0	1507.95	1359.08	1235.38	1079.61	949.12	818.82	695.92	579.55	486.32
90.0	1507.95	1359.08	1235.38	1079.61	949.12	818.82	695.92	579.55	486.32
135.0	1507.95	1359.08	1235.38	1079.61	949.12	818.82	695.92	579.55	486.32
180.0	1507.95	1359.08	1235.38	1079.61	949.12	818.82	695.92	579.55	486.32
225.0	1507.95	1359.08	1235.38	1079.61	949.12	818.82	695.92	579.55	486.32
270.0	1507.95	1359.08	1235.38	1079.61	949.12	818.82	695.92	579.55	486.32
315.0	1507.95	1359.08	1235.38	1079.61	949.12	818.82	695.92	579.55	486.32
360.0	1507.95	1359.08	1235.38	1079.61	949.12	818.82	695.92	579.55	486.32
C/γ(°)	36.0	37.0	38.0	39.0	40.0	41.0	42.0	43.0	44.0
0.0	412.64	340.77	301.12	243.04	206.66	170.85	144.55	119.05	101.38
45.0	412.64	340.77	301.12	243.04	206.66	170.85	144.55	119.05	101.38
90.0	412.64	340.77	301.12	243.04	206.66	170.85	144.55	119.05	101.38
135.0	412.64	340.77	301.12	243.04	206.66	170.85	144.55	119.05	101.38
180.0	412.64	340.77	301.12	243.04	206.66	170.85	144.55	119.05	101.38
225.0	412.64	340.77	301.12	243.04	206.66	170.85	144.55	119.05	101.38
270.0	412.64	340.77	301.12	243.04	206.66	170.85	144.55	119.05	101.38
315.0	412.64	340.77	301.12	243.04	206.66	170.85	144.55	119.05	101.38
360.0	412.64	340.77	301.12	243.04	206.66	170.85	144.55	119.05	101.38

Intensity data(cd)

C/γ(°)	45.0	46.0	47.0	48.0	49.0	50.0	51.0	52.0	53.0
0.0	85.58	74.35	65.86	59.13	54.32	50.35	47.35	45.07	43.53
45.0	85.58	74.35	65.86	59.13	54.32	50.35	47.35	45.07	43.53
90.0	85.58	74.35	65.86	59.13	54.32	50.35	47.35	45.07	43.53
135.0	85.58	74.35	65.86	59.13	54.32	50.35	47.35	45.07	43.53
180.0	85.58	74.35	65.86	59.13	54.32	50.35	47.35	45.07	43.53
225.0	85.58	74.35	65.86	59.13	54.32	50.35	47.35	45.07	43.53
270.0	85.58	74.35	65.86	59.13	54.32	50.35	47.35	45.07	43.53
315.0	85.58	74.35	65.86	59.13	54.32	50.35	47.35	45.07	43.53
360.0	85.58	74.35	65.86	59.13	54.32	50.35	47.35	45.07	43.53
C/γ(°)	54.0	55.0	56.0	57.0	58.0	59.0	60.0	61.0	62.0
0.0	42.25	41.41	40.82	40.27	39.74	39.01	37.88	36.10	34.00
45.0	42.25	41.41	40.82	40.27	39.74	39.01	37.88	36.10	34.00
90.0	42.25	41.41	40.82	40.27	39.74	39.01	37.88	36.10	34.00
135.0	42.25	41.41	40.82	40.27	39.74	39.01	37.88	36.10	34.00
180.0	42.25	41.41	40.82	40.27	39.74	39.01	37.88	36.10	34.00
225.0	42.25	41.41	40.82	40.27	39.74	39.01	37.88	36.10	34.00
270.0	42.25	41.41	40.82	40.27	39.74	39.01	37.88	36.10	34.00
315.0	42.25	41.41	40.82	40.27	39.74	39.01	37.88	36.10	34.00
360.0	42.25	41.41	40.82	40.27	39.74	39.01	37.88	36.10	34.00
C/γ(°)	63.0	64.0	65.0	66.0	67.0	68.0	69.0	70.0	71.0
0.0	31.18	28.27	24.90	21.85	19.31	17.25	15.49	14.13	13.00
45.0	31.18	28.27	24.90	21.85	19.31	17.25	15.49	14.13	13.00
90.0	31.18	28.27	24.90	21.85	19.31	17.25	15.49	14.13	13.00
135.0	31.18	28.27	24.90	21.85	19.31	17.25	15.49	14.13	13.00
180.0	31.18	28.27	24.90	21.85	19.31	17.25	15.49	14.13	13.00
225.0	31.18	28.27	24.90	21.85	19.31	17.25	15.49	14.13	13.00
270.0	31.18	28.27	24.90	21.85	19.31	17.25	15.49	14.13	13.00
315.0	31.18	28.27	24.90	21.85	19.31	17.25	15.49	14.13	13.00
360.0	31.18	28.27	24.90	21.85	19.31	17.25	15.49	14.13	13.00
C/γ(°)	72.0	73.0	74.0	75.0	76.0	77.0	78.0	79.0	80.0
0.0	12.00	11.11	10.34	9.68	8.97	8.31	7.71	7.00	6.34
45.0	12.00	11.11	10.34	9.68	8.97	8.31	7.71	7.00	6.34
90.0	12.00	11.11	10.34	9.68	8.97	8.31	7.71	7.00	6.34
135.0	12.00	11.11	10.34	9.68	8.97	8.31	7.71	7.00	6.34
180.0	12.00	11.11	10.34	9.68	8.97	8.31	7.71	7.00	6.34
225.0	12.00	11.11	10.34	9.68	8.97	8.31	7.71	7.00	6.34
270.0	12.00	11.11	10.34	9.68	8.97	8.31	7.71	7.00	6.34
315.0	12.00	11.11	10.34	9.68	8.97	8.31	7.71	7.00	6.34
360.0	12.00	11.11	10.34	9.68	8.97	8.31	7.71	7.00	6.34
C/γ(°)	81.0	82.0	83.0	84.0	85.0	86.0	87.0	88.0	89.0
0.0	5.66	5.05	4.38	3.74	3.26	2.77	2.33	1.93	1.64
45.0	5.66	5.05	4.38	3.74	3.26	2.77	2.33	1.93	1.64
90.0	5.66	5.05	4.38	3.74	3.26	2.77	2.33	1.93	1.64
135.0	5.66	5.05	4.38	3.74	3.26	2.77	2.33	1.93	1.64
180.0	5.66	5.05	4.38	3.74	3.26	2.77	2.33	1.93	1.64
225.0	5.66	5.05	4.38	3.74	3.26	2.77	2.33	1.93	1.64
270.0	5.66	5.05	4.38	3.74	3.26	2.77	2.33	1.93	1.64
315.0	5.66	5.05	4.38	3.74	3.26	2.77	2.33	1.93	1.64
360.0	5.66	5.05	4.38	3.74	3.26	2.77	2.33	1.93	1.64

Intensity data(cd)

C/ $\gamma$ ( $^{\circ}$ )	90.0
0.0	1.49
45.0	1.49
90.0	1.49
135.0	1.49
180.0	1.49
225.0	1.49
270.0	1.49
315.0	1.49
360.0	1.49